Tarantino: Fundamentals
Assignment 6: Chords and Figured Bass

Name: _____

Notate the triad

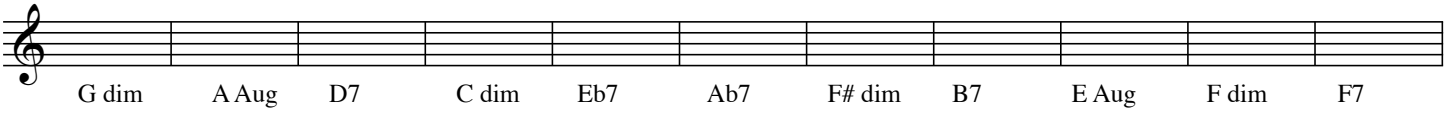

1) Where indicated, write the triad or seventh chord on the bottom staff. Use root positon.
2) Below the bottom staff, identify the chord: (e.g. F; Fm; F7; F dim7) Note the inversion using figures. (i.e. 6; 4; 5; 3; 2)



Using the figured bass symbols, 1) Above the top staff, identify the intended chords using commercial chord symbols; 2) On the middle staff, notate the remaining pitches of the triad on the middle staff and 3) On the top staff, write a melody in half notes using chord tones (pitches found in the intended chords) and observing the rules of second species counterpoint against the bassline. [For the purposes of counterpoint ignore the low C in the second measure]



* #, or (♮) in a figured bass refer to the third of the chord. Other symbols refer to chord inversions.

For further practice: Turek, p. 109-110, Ex. D; E; 112-114; Ex. B, C, D; p. 115: Ex. A; p. 118 Ex D